


Model #
GO-8WM-SK



NOTE: Products pictured are for illustrative purposes and may not exactly represent the product you have purchased.

IS YOUR MICROPHONE WATERPROOF?

Look for the **W** (Waterproof) as part of the model number on the white tag located near the end of the mic cable.



"W" indicates Waterproof

Sound waves cannot pass through water so you must clear whatever is blocking the mic aperture by gently shaking out the water and allowing the microphone to air dry.

Water & Windscreens

Windscreens are highly recommended in heavy water usage where it is expected that water will very likely flood the aperture.



Model #: 6-WSN
Foam Windscreens

SCAN ME
for VIDEO GUIDE



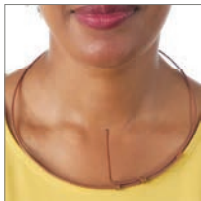
Failure to observe proper use of this product could result in voiding your warranty.

© 2019 Point Source Audio. All rights reserved. The Point Source Audio logo is a registered trademark of Point Source Audio.


CUSTOM MIC'ING OPTIONS



HALO MIC



COLLAR MIC



HEADSET MIC

Step-by-step instructional videos for customizing a halo, collar or headset are available by scanning the barcode on the reverse side or visiting our website at point-sourceaudio.com/support

ACCESSORIES INCLUDED

Dowel &
Finishing CapS-CLIP
Headframe Clip (4)B-Clip
Cable ClipWSN
WindscreenSLIDER1
Slider ClipPROPRIETARY HARDWIRED
LEMO-STYLE CONNECTORPATENT
PENDING

Accelerated life tested to 12,000 bends.
DO NOT apply additional strain relief.

CABLE CARE



Use care when storing your microphone; coil the cable so that it rests flat.

DO NOT wrap the cable around the body pack or coil the cable in any way that creates serious bends or strain on the cable.